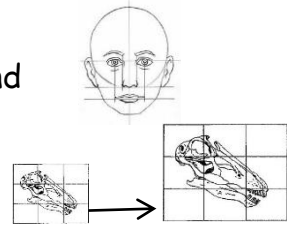


# Drawing Skills List



A more extended list of terms can be found on the student shared area in the Art folder

**Proportion:** The relation of one thing to another with respect to size and placement



**Scale:** The size of an object/drawing on the page or in its surroundings

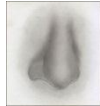
**Space:** The distance between/around objects or parts of a landscape (eg: fore ground, background)



**Symmetry:** Balance created by making both sides of an artwork the same, equal or almost the same.



**Shading-** A way of showing gradual changes in lightness or darkness (**tone**) in a drawing or painting. Shading helps make a picture look more realistic, describing the form of a 3 dimensional object.




**Blend-** To mix or rub colours or tones together. This can be done by smudging with fingers or varying pressure on the pencil.

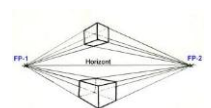
**Texture-** The way a surface looks and feels, such as smooth, rough, or bumpy. Texture is an element of art



**Mark making:** using your pencil in different ways to record shading and texture. For example, **crosshatching** and **pointillism**.



**Perspective-** A way of making a flat artwork look as if it has depth. In a painting, an artist creates perspective by making far-away objects smaller and nearby objects larger, also the angle that you look at something from.



**Shape-** A flat area, such as a circle or a square, that has clear boundaries. Shape is an element of art.



**Line-** A mark on a surface. Lines can be created by a pen, pencil, brush, stick etc., on a variety of surfaces. Line is an element of art. Line drawings do not have any shading.